

MASTERPIECE[®]

— COLLECTION —



2024 DESIGN GUIDE

MAKE YOUR DESIGN A MASTERPIECE

When you open your home to the Masterpiece® Collection, you're welcoming thoughtful design, incredible flexibility, and the very best in cabinetry. This beautifully complete line gives you and your designer the palette to create a space that suits your life. With exceptional attention to detail and convenient functionality, the Masterpiece® Collection offers timeless products, striking finishes, and smart solutions that can help you achieve your design dream.

CONTENTS

- 01** Intro
- 03** Master Your Remodel
- 05** Finishes
- 11** Door Styles
- 14** Glass Door Inserts
- 15** Storage Solutions
- 17** Construction



Karlson Maple in Evergreen and
Karlson Quartersawn Oak in Honey Spice

MASTER YOUR REMODEL

If you're reading this, you've probably already started dreaming and thinking about the possibilities of a beautiful new kitchen and maybe even decided to remodel. Renovating a kitchen is a big commitment, but it also provides big opportunities to create a space you love in one of the most lived-in rooms in your home. Planning is critical, so take the time you need to address things like changing your current layout and traffic flow, how you will organize and store all of your "stuff," and how your kitchen will look and feel. In the end, you want to love your kitchen and be happy with your decisions and your investment. Many homeowners only remodel a kitchen once in their lifetime, so make it count.

Ready to stop dreaming and start doing?



Ganon Maple in Moonshine and Onyx



Plan

TIME FRAME: As long as you need

You will need to determine the scope of your project—what you will actually do. Will you move walls, remove soffits, replace flooring, add lighting, upgrade appliances, or add a larger window over the sink? Making decisions early in the process will help you set a realistic budget and keep your project goals on track.



Design

TIME FRAME: As long as you need

Now it's time to bring the look and feel of your new kitchen together and begin working with a designer on the layout of your space. In addition to your door style and finish color, many other design decisions will impact your kitchen's overall look and feel and how everything functions together. Your designer will be your partner and guide to make sure you're getting exactly what you want. And, don't be afraid to make revisions. It's far easier and less costly to explore plans on paper than to adjust them mid-project.



Order

TIME FRAME: 4-6 weeks

With your designs and plans in place, it's time to order and source your materials. But, as you order your cabinets, fixtures, flooring, appliances, and so on, don't forget that renovations are going to upend your family's life for a few weeks. Be sure to set the stage for life during a kitchen remodel by packing dishes, preparing meals in advance, setting up a temporary kitchen, and addressing the safety of your kids and pets.



Demo & Installation

TIME FRAME: 4-8 weeks, depending on scope

Here's where things start to get real. From the first swing of the sledgehammer, expect a lot of change. Your installers will be tearing out the old, roughing in the new, installing cabinets, painting, etc. Get ready: it's going to get messy. Ensure the walls and floors in adjacent rooms are protected, and expect surprises—they're part of every remodeling project. In the end, it will all be worth it.


Ready to start your kitchen remodel?

Download the Masterpiece Project Planner.



PAINTS

For a smooth, even look, paints give you control over the exact color of your cabinetry and help achieve a uniform feel. Masterpiece® Collection painted finishes also come with the option to add hand applied highlights.



Frost



Dove White



Warm White



Canvas



Cottage



Serenity



Moonshine



Pebble Grey



Overcast

All paints and stains are shown on Maple unless marked otherwise.



Caribbean



Rainfall



Bonsai



Evergreen




Lagoon



Greyloft



Harbor




Midnight



Riverbed



Onyx



PAINTS WITH HIGHLIGHT

The highlight process adds visual depth and interest in the corners, crevices, and ridges of the cabinetry, bringing out unique qualities of each design. Since it's applied by hand, no two doors are exactly the same.



COLORMATCH™

Sometimes, you like a color that's not one of ours. Now, when that's the case, you don't have to compromise. At your request, we can match an extensive selection of Benjamin Moore®, Sherwin-Williams®, Behr® or Valspar® paint colors to achieve the look you want.

STAINS

Available in a range of appealing colors, stains enhance the natural grain, swirls, and texture distinct to each wood species. Masterpiece® Collection's glaze specialty treatment can add even more beauty, depth, and character to your cabinetry selections.



Natural



Wicker



Shortbread



Barley



Honey Spice



Ginger



Praline



Husk*



Cabin**

All paints and stains are shown on Maple unless marked otherwise.

* Shown on Cherry

**Shown on Oak



STAINS WITH GLAZE

Glazing adds depth and dimension to a door. It's done by hand-spraying a flood coat of glaze over the entire base stain, then hand-wiping and detailing the door so the glaze stays in the cracks, crevices, and grain-lines.




Cognac



Chocolate*



Baltic*



Saddle



Molasses



Cannon Grey**



Kaffé



Slate



Peppercorn

SPECIALTY FINISHES

Creating a masterpiece is our specialty. With exacting precision and careful attention to detail, our craftspeople use a variety of techniques to achieve a finished look that's uniquely yours.



Aged Technique

Hand-sanded and complemented by distressing effects like edge rasping, worm holes, softened extremes, and random dent patterns, the Masterpiece® Collection offers aged technique that achieves the look of well-loved cabinetry. Paints and glazes add color, beauty, and dimension, and a dry-brushing technique creates a subtle linear accent.



Aged Picket Fence



Aged Concrete



Aged River Rock



Aged Bourbon

Weathered Technique

Applying a dry brush of finish on an existing base paint or stain, Masterpiece craftspeople can produce a weathered appearance, adding years of timeworn character to achieve a unique look in an instant.



Weathered Picket Fence



Weathered Concrete



Weathered River Rock



Weathered Bourbon

Translucent Technique

A paint that highlights color and luster. A stain that showcases your wood's natural beauty. With the Masterpiece® Collection, you can enjoy the best of both thanks to our expertly blended and applied translucent technique.



Translucent Limestone



Translucent Monument Grey



Translucent Driftwood

Need More Inspiration?

View our digital brochure to see the top selling door styles of each finish.



DOOR STYLES



EPIC
C/E/M



FALLON
C/M/O



GANON†
C/E/H/M/O/QO/RA



MONTRESANO*
C/E/H/M/QO/RA



MESA*
QO



MARTEL†
C/E/H/M/O/RA



BARTON
C/E/H/M/O/QO/RA



TURNER*
C/E/M/QO/RA



ERICKSON
C/M



BOLTON
C/E/M



HALLIE
C/E/M



ROCKWELL*
C/E/M

* Shown with optional drawer front.

† Shown in full overlay.
Also available in partial overlay.



BOWIE
C/M



SAWYER
C/M/QO



SYLVAN
C/E/H/M/O/QO/RA



KARLSON
C/E/H/M/O/QO/RA



COLESON
C/M



JADE
C/M



GALLINA*
C/M



CIMMARON*
C/M/O/RA/RH



HURLEY
C/M



FOX COURT*†
C/E/H/M/O



FAIRLANE*
C/E/H/M/O/RA



KNOXVILLE
C/E/M



RIVERSIDE
C / M



RATHBUN
C / M



ATTICUS*
H / M / O



BURTON*
C / E / H / M / O



TOWNLEY* Partial Overlay
C / E / H / M / O / RA



JENNINGS
C / M



VEGA
C / M

* Shown with optional drawer front.
† Shown in full overlay.
Also available in partial overlay.

- C** = Cherry
- E** = EverCore®
- H** = Hickory
- M** = Maple
- O** = Oak
- QO** = Quartersawn Oak
- RA** = Rustic Alder
- RH** = Rustic Hickory



MAXUM

Foils are a great alternative when you want a perfectly consistent and uniform look throughout your space.

Available in:



Dove White

HIGH-GLOSS FOIL

If you're considering a contemporary look, high-gloss foil can bring that modern, high-design feel to your kitchen.

GLASS

Add a touch of style of and expand your space with contemporary or classic glass display options from the Masterpiece® Collection. View our entire catalog at MasterpieceCabinets.com.



Showcase Mullion



Traditional Mullion



Classic Camed



Evansville Mullion



Bistro Glass



Prism Glass



Ravenna Textured Glass



Antiquity Layered Glass

STORAGE SOLUTIONS

The Masterpiece® Collection supplies creative solutions for any storage need, and applies beautiful details to finish the look. Explore our full lineup of smart storage options at MasterpieceCabinets.com.



Chrome Lazy Susan



Corner Drawers



Corner Wood Swing-Out



Narrow Spice Pull-Out



Cleaning Storage



Baker's Tray Pull-Out Storage



Double Wastebasket with Drawer Above



Wood Tiered K-Cup Drawer



Auto-Open Single Wastebasket



Tiered Shelf



Door Spice Rack



Spice Drawer



Combination Drawer Divider



Wall Appliance Garage



Drawer & Roll-Out Tray Organizers



Under-Sink Roll-Out Tray



Chrome Deluxe Roll-Out Tray



Pantry Roll-Out

EXCEPTIONAL QUALITY

The Masterpiece® Collection is made exceptional through its construction. From the added strength of our 90-lb rated drawer slides to the durability made possible by our MasterCoat™ finishing system, quality is at the heart of all we do.



MASTERCOAT™ FINISHING SYSTEM

Our proprietary finishing system features two layers of oven-baked protective top coat for durability, protecting against the challenges of everyday life.



DEEP DRAWER BOXES

Load up on more things—even oddly shaped utensils and economy-size boxes.



SOLID-WOOD DOVETAIL DRAWERS

This sturdy joinery is capable of withstanding generations of use. You'll find it on all four sides of our drawers.



90-LB DRAWER SLIDES

Our 90-lb, soft-closing drawer slides help the drawer stand up to just about anything you put in them.



FULL EXTENSION DRAWERS

Drawers extend beyond the cabinet face frame so you can see and use the whole drawer.



SOFT-CLOSING DRAWERS AND DOORS

Soft-closing hinges and drawer glides close softly and quietly with just a tap, reducing noise and pinched fingers.

Learn More

Visit MasterpieceCabinets.com to see all of the benefits that The Masterpiece® Collection has to offer.

INSPIRATION AND SUPPORT IS A CLICK AWAY

Visit MasterpieceCabinets.com to:

- See more kitchens in various door styles and finishes
- Access more inspirational tools like our style boards and brand video
- View in-depth planning tools step by step
- Access all of our door styles and explore them in their top finishes



Get More Inspiration and Planning Tools!

View our Digital Design Guide



MASTERPIECE®

— COLLECTION —

MASTERPIECECABINETS.COM

© 2024 Cabinetworks Group Michigan, LLC
12/24 MP-CONS24

Cover: Sylvan Quartersawn Oak in Cabin and Slate

Actual colors may vary slightly due to printing limitations. For full color accuracy, please visit your Masterpiece® cabinetry professional. Material dimensions listed may vary slightly from actual product dimensions. Construction and assembly methods may vary from what is shown in samples and imagery, but do not affect performance standards of products. All trademarks where denoted are marks of their respective owners.